



# (U) WORLDWIDE: Annual Worldwide Threat to Shipping Summary 2020

ONI Infographic 9 February 2021

## (U) Horn of Africa Incidents 2013-2020

(U) Somali piracy activity levels remain low with no incidents occurring in 2020.



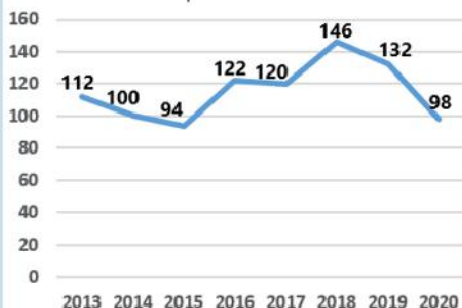
## (U) Southeast Asia Incidents 2013-2020

(U) Southeast Asia piracy and armed robbery at sea remained unchanged in 2020.



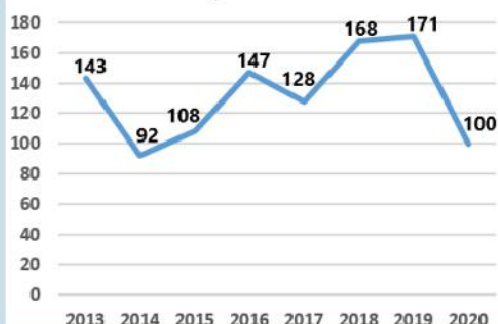
## (U) Gulf of Guinea Incidents 2013-2020

(U) Gulf of Guinea piracy and armed robbery at sea decreased 26 percent in 2020.



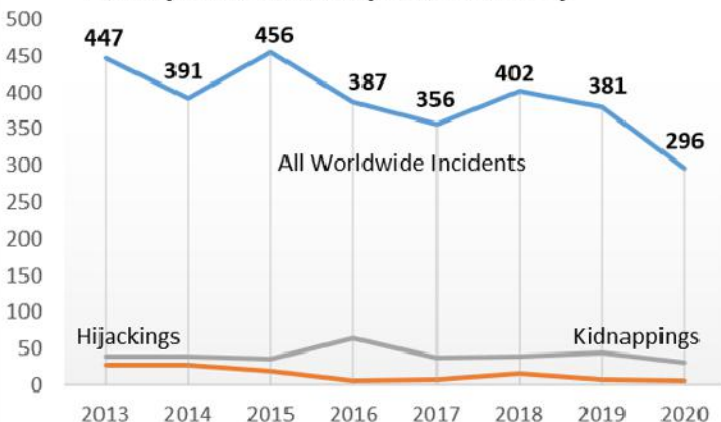
## (U) Rest of World Incidents 2013-2020

(U) Rest of World piracy and armed robbery at sea decreased 41 percent in 2020.

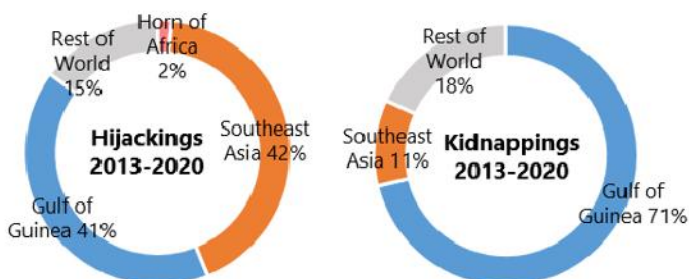
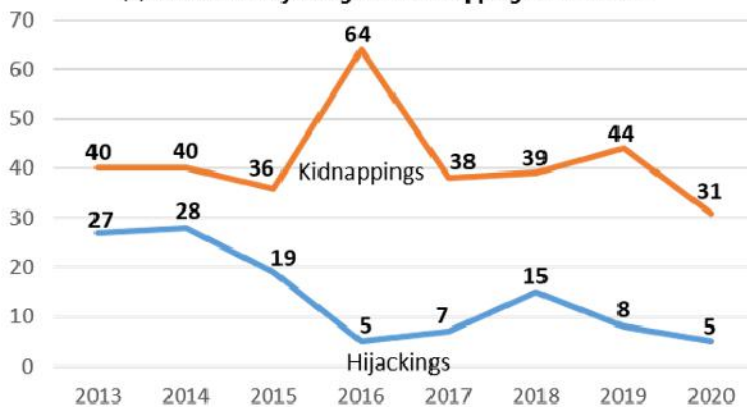


(U) Since 2013, there have been 3,115 incidents of piracy and armed robbery at sea, an average of 390 incidents per year. Approximately 15 percent were hijackings or kidnappings. The remaining 85 percent of incidents were attempted boardings, attacks, and robberies. The vast majority of incidents involved robbers boarding vessels to steal ship stores, spare engine parts, and crew member belongings. Many of these incidents go unreported due to the low value of the goods stolen or the perception that the culprits will not be apprehended. The number of reported worldwide incidents decreased 22 percent from 2018 to 2020.

## (U) Piracy and Armed Robbery Incidents Summary



## (U) Number of Hijackings and Kidnappings Worldwide\*



\* (U) Note: Between 2016-2020 in the Gulf of Guinea there were 12 hijacking/ kidnapping combinations where some crew members were taken off a hijacked vessel to be held for ransom.